


Pracovné listy pre MŠ aj ZŠ



Tieto pracovné listy pre Vás urobilo Drevenô koliesko.
Pozri si ich ponuku a ďalšie produkty na www.drevenokoliesko.sk










Úloha č. 1 - Vymaľuj a zakresli let včielky Nelky

Na obrázku nižšie vymaľuj farbičkami
kvetinky a to nasledovne:

1. Kvetok hore na obrázku - modrou farbou
2. Zvončeky - fialovou farbou
3. Väčší tulipán vľavo - červenou farbou
4. Menší tulipán vpravo - žltou farbou
5. Kvetok napravo od úľa - ružovou farbou

Podľa inštrukcie zakresli,
kadiaľ včielka Nelka lietala,
kým sa dostala do svojho domčeka.

1. Najprv letela k modrej kvetinke.
2. Potom si sadla na červený tulipán.
3. Nabrala peľ a odletela k zvončeku.
4. Neskôr preletela k žltému tulipánu.
5. Nakoniec si sadla na ružový kvetok.
6. Unavená sa vrátila do svojho úľa.



Úloha č. 2 - Počítanie











Pomôž nájsť včielke Nelke cestu labyrintom ku kvetinke.

a) Spočítaj, koľko včielok lieta spolu s Nelkou po lúke.

b) Koľko včielok je malých a koľko veľkých?

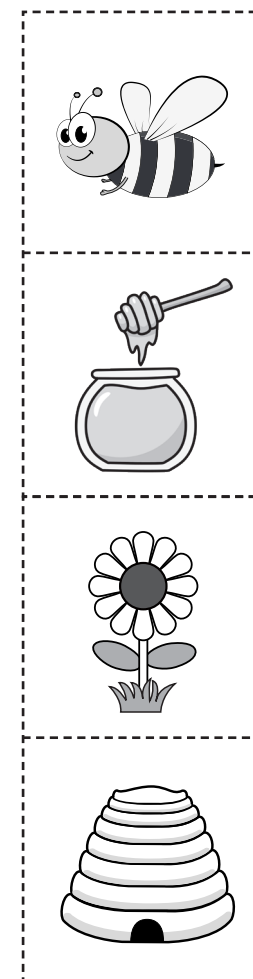

c) Koľko je na lúke kvietkov? Ujde sa každej včielke kvietok?

d) Vymaluj 3 tulipány červenou farbou a 2 margarétky žltou farbou a jeden zvonček modrou. Koľko kvietkov ostalo bielych?

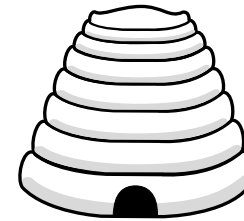



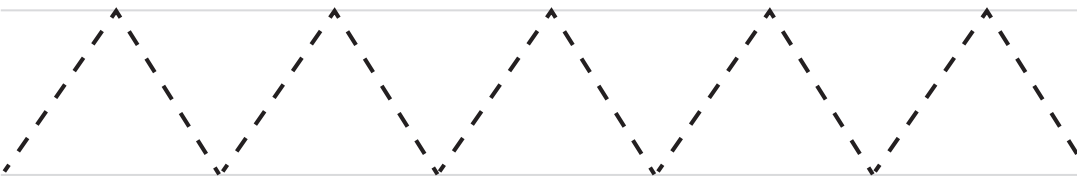





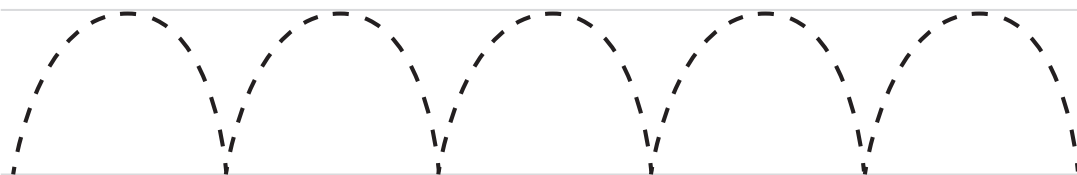






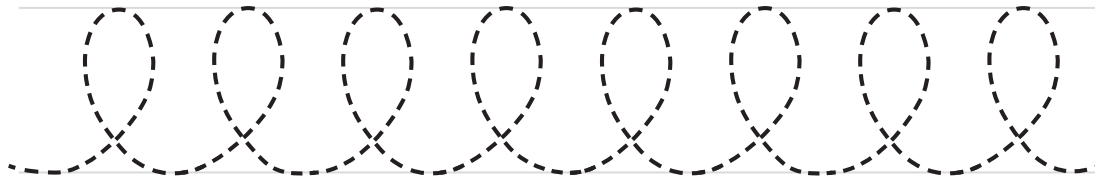






Úloha č. 3 - Sudoku včielka Nelka

Do voľných okienok doplň chýbajúce obrázky,
ktoré si vystrihni z bočnej časti pracovného listu.





Úloha č. 4 - Pokús sa obtiahnuť čiary letu včielky Nelky do úľa a v ďalšom riadku dokresli chýbajúcu časť.





Úloha č. 5

Nájdi 6 rozdielov medzi obrázkami



Úloha č. 6 - Kreslenie podľa vlastnej fantázie

Včielka Nelka a jej kamarátky lietavky sa vybrali zbierať nektár na lúku do neďalekého okolia. Dokresli obrázok podľa vlastnej fantázie!

